

Showcase Order Form

VU Case Rentals, Inc.

Milwaukee Mineral, Fossil, Gem & Jewelry Show

P.O. Box: 72193

Roselle, IL 60172

Office: 630-766-7443

Fax: 630-351-6088

August 13-17, 2025

Web: www.vucase.com

Baird Center, Milwaukee, WI

Email: orders@vucase.com

DEADLINE DATE TO ORDER JULY 31, 2025

Style	Showcase Description	Length	Color		Quantity	Cost	Total
			Gray	Black			
Full Vision Case	Includes 1 - 10" and 1 - 8" shelf with adjustable brackets and a 26" glass display front	4'				\$400.00	
		5'				\$400.00	
		6'				\$400.00	
Half Vision Case	Includes 1 - 10" shelf with adjustable brackets and a 18" glass display front	4'				\$400.00	
		5'				\$400.00	
		6'				\$400.00	
Quarter Vision/ Jeweler's Case	Has a 12" glass display front	4'				\$400.00	
		5'				\$400.00	
		6'				\$400.00	

All of the above showcases are 20"D x 38"H with off-white interior, brushed aluminum frames and storage below the case. The cases also include fluorescent lights and lockable sliding mirrored doors. Black Cases have a pure white interior. If showcase color is not clearly marked, you will be given gray showcases.

4', Corner, and Black Cases are in limited supply and customers will be notified if we cannot fulfill their order

Corner Case	Rear access, with glass shelves, the same as the above cases	Full				\$400.00	
		Half				\$400.00	
		Quarter				\$400.00	
Wall Case	Dimensions are 48"L x 20"D x 72"H and include 4 - 12" glass shelves, adjustable brackets, fluorescent lighting, and 60" high sliding glass doors	Solid		N/A		\$450.00	
		See-thru		N/A		\$450.00	
Tower Case	Dimensions are 20"L x 20"D x 80"H with 3 adjustable shelves, lights and lockable door					\$450.00	

General Terms and Conditions:

- We are not Liable for content, damage, breakage and general liability after the cases have been delivered.
- We are not responsible for setting up shelves or supplying extension cords. Electrical hookup is not included.
- 100% cancellation fee and a \$100 per case charge for late orders / changes made at show site.
- A \$10 fee will be assessed for keys that are not returned.
- **Delivery charges may apply**

Sub Total

Total

Company Name: _____

Booth #: _____

C.C. Billing Address: _____

Zip Code: _____

City / State: _____

Fax#: _____

C.C.#(AMEX, Visa, M/C): _____

Phone#: _____

Name on Card: _____

Exp. Date: _____

Email: _____


Security Code: _____

Date Ordered: _____




VU Case Rentals, Inc.

Full Vision Cases (4', 5', 6' Available)




Full Vision Showcases are 20"D x 38"H with off-white interior, brushed aluminum frames and storage below the case. Includes 1 - 10" and 1 - 8" shelf with adjustable brackets and a 26" glass display front. The cases also include fluorescent lights and lockable sliding mirrored doors. Black Cases have a pure white interior.

Half Vision Cases (4', 5', 6' Available)



Half Vision Showcases are 20"D x 38"H with off-white interior, brushed aluminum frames and storage below the case. Includes 1 - 10" shelf with adjustable brackets and a 18" glass display front. The cases also include fluorescent lights and lockable sliding mirrored doors. Black Cases have a pure white interior.

Quarter Vision Cases (4', 5', 6' Available)



Quarter Vision Showcases are 20"D x 38"H with off-white interior, brushed aluminum frames and storage below the case. The quarter vision case has a 12" glass display front and NO additional shelving. The cases also include fluorescent lights and lockable sliding mirrored doors. Black Cases have a pure white interior.

Corner Cases (Full, Half, Quarter Vision Available)



All corner cases are 36.5" wide with 8.25" corners and 20" sides. The rear door of the case is about 20" wide. Height of the cases are the same as above vision cases depending on type ordered. The cases include fluorescent lights and lockable sliding mirrored doors. Black cases have a pure white interior.

Wall Case (Solid & See-Thru Available)



Wall Case dimensions are 48"L x 20"D x 72"H and include 4 - 12" glass shelves, adjustable brackets, fluorescent lighting, and 60" high sliding doors. Solid case includes mirrored doors while see-thru are glass. These cases are only available in grey.

Tower Case



Tower Case dimensions are 20" L x 20" D x 80" H with 3 adjustable shelves, lights and lockable door. The cases include fluorescent lights and lockable doors. Black cases have a pure white interior.

For detailed interior and panel dimensions, please visit www.vucase.com